








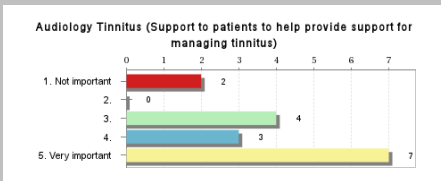
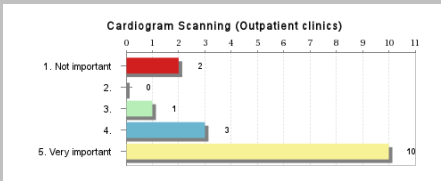
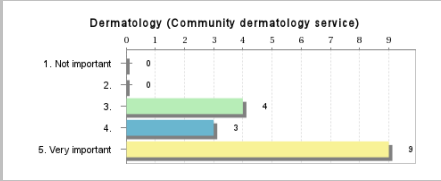
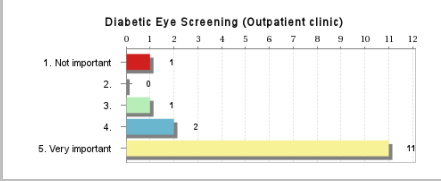
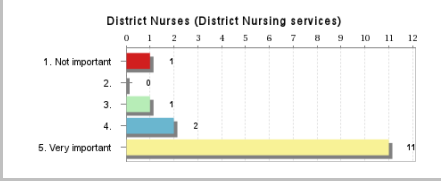
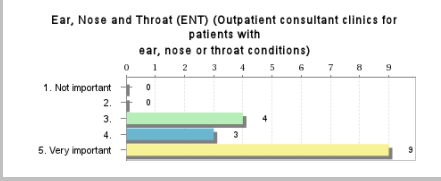
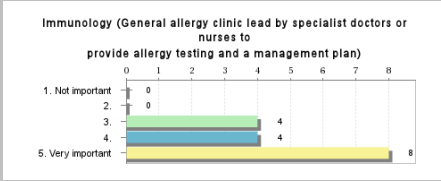
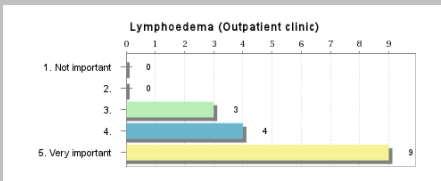
## Designing Your Future Local Health Services

		Response Percent	Response Total
Please click here to confirm you have read and agree with the data protection act statement as above.		100%	146
Hide		0%	0
Total # of respondents <b>146</b> . Statistics based on <b>146</b> respondents; <b>0</b> filtered; <b>0</b> skipped.			

(*) From the list below, please select which of the five hospital areas you would like to answer the questions about. Once you have answered all the questions for that area, you will then have the opportunity to answer questions for the other hospital areas you have selected		Response Percent	Response Total
Bradwell Hospital		11.64%	17
Cheadle Hospital		13.7%	20
Haywood Hospital		16.44%	24
Leek Moorlands Hospital		73.97%	108
Longton Cottage Hospital		13.01%	19
Total # of respondents <b>146</b> . Statistics based on <b>146</b> respondents; <b>0</b> filtered; <b>0</b> skipped.			

(*) Bradwell Hospital: Have you or a member of your family been a patient at Bradwell Hospital in the last 12 months?		Response Percent	Response Total
Yes		52.94%	9
No		47.06%	8
Total # of respondents <b>146</b> . Statistics based on <b>17</b> respondents; <b>0</b> filtered; <b>129</b> skipped.			

(\*) Bradwell Hospital: For the services listed below, how important is it to you that these are available locally?

	A 	B 	C 	D 	E 		Response Total
Audiology Tinnitus (Support to patients to help provide support for managing tinnitus)	12.5 % (2)	0 % (0)	25 % (4)	18.75 % (3)	43.75 % (7)		16
Cardiogram Scanning (Outpatient clinics)	12.5 % (2)	0 % (0)	6.25 % (1)	18.75 % (3)	62.5 % (10)		16
Dermatology (Community dermatology service)	0 % (0)	0 % (0)	25 % (4)	18.75 % (3)	56.25 % (9)		16
Diabetic Eye Screening (Outpatient clinic)	6.67 % (1)	0 % (0)	6.67 % (1)	13.33 % (2)	73.33 % (11)		15
District Nurses (District Nursing services)	6.67 % (1)	0 % (0)	6.67 % (1)	13.33 % (2)	73.33 % (11)		15
Ear, Nose and Throat (ENT) (Outpatient consultant clinics for patients with ear, nose or throat conditions)	0 % (0)	0 % (0)	25 % (4)	18.75 % (3)	56.25 % (9)		16
Immunology (General allergy clinic lead by specialist doctors or nurses to provide allergy testing and a management plan)	0 % (0)	0 % (0)	25 % (4)	25 % (4)	50 % (8)		16
Lymphoedema (Outpatient clinic)	0 % (0)	0 % (0)	18.75 % (3)	25 % (4)	56.25 % (9)		16

<p>Memory Clinics ( Maple House Memory Clinics include assessment, diagnosis and the initiation of treatment for organic illnesses such as dementia or Alzheimer's disease )</p>	<p>5.88 % (1)</p>	<p>0 % (0)</p>	<p>11.77 % (2)</p>	<p>23.53 % (4)</p>	<p>58.82 % (10)</p>		<p>17</p>
<p style="text-align: right;">Total # of respondents <b>146</b>. Statistics based on <b>17</b> respondents; <b>0</b> filtered; <b>129</b> skipped.</p>							

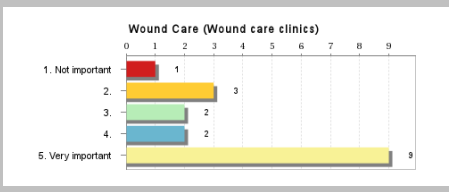
**Legend for Rank Grid table:(\*) Bradwell Hospital: For the services listed below, how important is it to you that these are available locally?**

**Columns:**

- |   |   |                   |
|---|---|-------------------|
| A | ■ | 1. Not important  |
| B | ■ | 2.                |
| C | ■ | 3.                |
| D | ■ | 4.                |
| E | ■ | 5. Very important |

(\*) Bradwell Hospital: For the services listed below, how important is it to you that these are available locally?

	A ■	B ■	C ■	D ■	E ■		Response Total
Midwives ( Obstetrics and Gynaecology research clinics run by midwives and nurses who specialise in women's health )	17.65 % (3)	5.88 % (1)	17.65 % (3)	11.77 % (2)	47.06 % (8)		17
Musculoskeletal Interface Service (MIS) ( Musculoskeletal assessment and treatment service for management of a broad range of non-surgical musculoskeletal conditions )	0 % (0)	5.88 % (1)	23.53 % (4)	35.29 % (6)	35.29 % (6)		17
Obstetric Ultrasound ( Scans during pregnancy )	5.88 % (1)	5.88 % (1)	23.53 % (4)	11.77 % (2)	52.94 % (9)		17
Phlebotomy ( Walk in sessions for blood tests requested by GPs or hospital outpatients' clinics )	5.88 % (1)	0 % (0)	5.88 % (1)	17.65 % (3)	70.59 % (12)		17
Physiotherapy ( Outpatient physiotherapy assessment, treatment and management )	5.88 % (1)	5.88 % (1)	11.77 % (2)	23.53 % (4)	52.94 % (9)		17
Rheumatology ( Outreach outpatient consultant clinics for patients with arthritis / joint disorders )	5.88 % (1)	11.77 % (2)	5.88 % (1)	23.53 % (4)	52.94 % (9)		17
Supportive Therapies ( Nurse led service including community oncology/haematology clinics for intravenous supportive therapies and interventions for patients undergoing chemotherapy )	5.88 % (1)	11.77 % (2)	5.88 % (1)	17.65 % (3)	58.82 % (10)		17

Wound Care ( Wound care clinics )	5.88 % (1)	17.65 % (3)	11.77 % (2)	11.77 % (2)	52.94 % (9)		17
Total # of respondents <b>146</b> . Statistics based on <b>17</b> respondents; <b>0</b> filtered; <b>129</b> skipped.							

**Legend for Rank Grid table:(\*) Bradwell Hospital: For the services listed below, how important is it to you that these are available locally?**

**Columns:**

- A ■ 1. Not important
- B ■ 2.
- C ■ 3.
- D ■ 4.
- E ■ 5. Very important

Are there any essential services missing in the Bradwell Hospital area?	<b>Response Total</b>
	<b>11</b>
Total # of respondents <b>146</b> . Statistics based on <b>11</b> respondents; <b>0</b> filtered; <b>135</b> skipped.	

We want to work with you to design the future local health services provided in the Bradwell Hospital area. Do you have any suggestions about how they could be better provided?	<b>Response Total</b>
	<b>11</b>
Total # of respondents <b>146</b> . Statistics based on <b>11</b> respondents; <b>0</b> filtered; <b>135</b> skipped.	

You have now completed all the questions for Bradwell Hospital. Please click next to continue

(*) Cheadle Hospital: Have you or a member of your family been a patient at Cheadle Hospital in the last 12 months?	<b>Response Percent</b>	<b>Response Total</b>
Yes <span style="color: red;">■</span>	<b>40%</b>	<b>8</b>
No <span style="color: yellow;">■</span>	<b>60%</b>	<b>12</b>
Total # of respondents <b>146</b> . Statistics based on <b>20</b> respondents; <b>0</b> filtered; <b>126</b> skipped.		

(\*) Cheadle Hospital: For the services listed below, how important is it to you that these are available locally?

	A ■	B ■	C ■	D ■	E ■		Resp onse Total
Diabetic Clinics ( Nurse-led diabetes clinics offering diabetes education and self-management support for ongoing and newly diagnosed patients and diabetic eye clinics )	5 % (1)	5 % (1)	10 % (2)	5 % (1)	75 % (15)	<p>Diabetic Clinics (Nurse-led diabetes clinics offering diabetes education and self-management support for ongoing and newly diagnosed patients and diabetic eye ...)</p>	20
Dietetics ( Outpatient clinic supporting patients with a range of dietary support )	5.26 % (1)	5.26 % (1)	21.05 % (4)	10.53 % (2)	57.9 % (11)	<p>Dietetics (Outpatient clinic supporting patients with a range of dietary support)</p>	19
District Nurses ( Nurse led clinic supporting active wound therapy and wound dressing )	5.26 % (1)	0 % (0)	5.26 % (1)	5.26 % (1)	84.21 % (16)	<p>District Nurses (Nurse led clinic supporting active wound therapy and wound dressing)</p>	19
Heart Failure ( Nurse led clinic to support appropriate medical management or for patients experiencing complex symptoms )	5.26 % (1)	0 % (0)	5.26 % (1)	5.26 % (1)	84.21 % (16)	<p>Heart Failure (Nurse led clinic to support appropriate medical management or for patients experiencing complex symptoms)</p>	19
INR Clinics ( Outpatient anticoagulant clinics providing monitoring and advice about anticoagulant treatment )	5.26 % (1)	0 % (0)	15.79 % (3)	15.79 % (3)	63.16 % (12)	<p>INR Clinics (Outpatient anticoagulant clinics providing monitoring and advice about anticoagulant treatment)</p>	19
Memory Clinics ( Elderly Mentally Infirm (EMI) Memory Clinic )	5.26 % (1)	0 % (0)	5.26 % (1)	21.05 % (4)	68.42 % (13)	<p>Memory Clinics (Elderly Mentally Infirm (EMI) Memory Clinic)</p>	19
Multiple Sclerosis Clinics ( Outpatient clinics supporting symptom management review and co-ordination of long term need )	5.56 % (1)	5.56 % (1)	5.56 % (1)	22.22 % (4)	61.11 % (11)	<p>Multiple Sclerosis Clinics (Outpatient clinics supporting symptom management review and co-ordination of long term need)</p>	18

Total # of respondents 146.  
 Statistics based on 20 respondents; 0 filtered; 126 skipped.

**Legend for Rank Grid table:(\*) Cheadle Hospital: For the services listed below, how important is it to you that these are available locally?**

**Columns:**

- A 
- B 
- C 
- D 
- E 

- 1. Not important
- 2.
- 3.
- 4.
- 5. Very important

(\*) Cheadle Hospital: For the services listed below, how important is it to you that these are available locally?

	A ■	B ■	C ■	D ■	E ■		Resp Total
Neurology ( Outpatient Clinical Nurse Specialist Clinics for patients who are diagnosed with a range of neurological conditions )	5.26 % (1)	5.26 % (1)	5.26 % (1)	26.32 % (5)	57.9 % (11)	<p>Neurology (Outpatient Clinical Nurse Specialist Clinics for patients who are diagnosed with a range of neurological conditions)</p>	19
Physiotherapy (Outpatient children's and adults' general physiotherapy clinics)	5 % (1)	0 % (0)	5 % (1)	10 % (2)	80 % (16)	<p>Physiotherapy (Outpatient children's and adults' general physiotherapy clinics)</p>	20
Pulmonary Rehabilitation ( Nurse led clinic providing a specialist community-based service focused around managing the condition and symptoms )	5.26 % (1)	5.26 % (1)	5.26 % (1)	15.79 % (3)	68.42 % (13)	<p>Pulmonary Rehabilitation (Nurse led clinic providing a specialist community-based service focused around managing the condition and symptoms)</p>	19
Rheumatology ( Outreach outpatient consultant clinics for patients with arthritis / joint disorders; rheumatology blood monitoring )	5.56 % (1)	0 % (0)	11.11 % (2)	11.11 % (2)	72.22 % (13)	<p>Rheumatology (Outreach outpatient consultant clinics for patients with arthritis / joint disorders; rheumatology blood monitoring)</p>	18
Speech Therapy ( Outpatient clinics for adults led by speech and language therapists for patients who have speech, language, communication and/or eating and drinking needs )	5.26 % (1)	0 % (0)	21.05 % (4)	15.79 % (3)	57.9 % (11)	<p>Speech Therapy (Outpatient clinics for adults led by speech and language therapists for patients who have speech, language, communication and/or eating and drinking needs)</p>	19
Supportive Therapies ( Nurse led service including community oncology/haematology clinics for intravenous supportive therapies and interventions for patients undergoing chemotherapy )	5.26 % (1)	0 % (0)	10.53 % (2)	10.53 % (2)	73.68 % (14)	<p>Supportive Therapies (Nurse led service including community oncology/haematology clinics for intravenous supportive therapies and interventions for patients undergoing chemotherapy)</p>	19

Total # of respondents 146.  
Statistics based on 20 respondents; 0 filtered; 126 skipped.



**Legend for Rank Grid table:(\*) Cheadle Hospital: For the services listed below, how important is it to you that these are available locally?**

**Columns:**

- A ■ 1. Not important
- B ■ 2.
- C ■ 3.
- D ■ 4.
- E ■ 5. Very important

Are there any essential services missing in the Cheadle Hospital area?		Response Total
		<b>15</b>

Total # of respondents **146**.  
Statistics based on **15** respondents; **0** filtered; **131** skipped.

We want to work with you to design the future local health services provided in the Cheadle Hospital area. Do you have any suggestions about how they could be better provided?		Response Total
		<b>11</b>

Total # of respondents **146**.  
Statistics based on **11** respondents; **0** filtered; **135** skipped.

You have now completed all the questions for Cheadle Hospital. Please click next to continue

(*) Haywood Hospital: Have you or a member of your family been a patient at Haywood Hospital in the last 12 months?		Response Percent	Response Total
Yes	<div style="width: 50%; height: 10px; background-color: red;"></div>	<b>50%</b>	<b>12</b>
No	<div style="width: 50%; height: 10px; background-color: yellow;"></div>	<b>50%</b>	<b>12</b>

Total # of respondents **146**.  
Statistics based on **24** respondents; **0** filtered; **122** skipped.

(\*) Haywood Hospital: For the services listed below, how important is it to you that these are available locally?

	A ■	B ■	C ■	D ■	E ■		Response Total
Amputee Rehabilitation / Limb fitting service ( Specialist rehabilitation programme for patients that have undergone amputation surgery or have suffered congenital limb loss )	4.55 % (1)	0 % (0)	22.73 % (5)	9.09 % (2)	63.64 % (14)	<p>Amputee Rehabilitation / Limb fitting service (Specialist rehabilitation programme for patients that have undergone amputation surgery or have suffered congenital ...)</p>	22
Bone densitometry (DEXA) ( Diagnosis and treatment of osteoporosis and other metabolic bone diseases )	4.17 % (1)	0 % (0)	12.5 % (3)	20.83 % (5)	62.5 % (15)	<p>Bone densitometry (DEXA) (Diagnosis and treatment of osteoporosis and other metabolic bone diseases)</p>	24
Daycase Unit ( Rheumatology and rehabilitation medicine day case procedures; ultrasound and blood transfusion service )	4.17 % (1)	0 % (0)	8.33 % (2)	20.83 % (5)	66.67 % (16)	<p>Daycase Unit (Rheumatology and rehabilitation medicine day case procedures; ultrasound and blood transfusion service)</p>	24
Diagnostics ( X-ray and Ultrasound facilities )	4.17 % (1)	0 % (0)	0 % (0)	12.5 % (3)	83.33 % (20)	<p>Diagnostics (X-ray and Ultrasound facilities)</p>	24
DVT Clinic ( Deep vein thrombosis clinic )	4.55 % (1)	0 % (0)	4.55 % (1)	27.27 % (6)	63.64 % (14)	<p>DVT Clinic (Deep vein thrombosis clinic)</p>	22
Fracture Liaison Service ( Nurse led fracture case-finding, assessment and performance of diagnostic evaluations for the secondary prevention of osteoporotic fractures )	4.55 % (1)	0 % (0)	4.55 % (1)	22.73 % (5)	68.18 % (15)	<p>Fracture Liaison Service (Nurse led fracture case-finding, assessment and performance of diagnostic evaluations for the secondary prevention of osteoporotic fractures)</p>	22
Heart Failure ( Nurse led clinics to support appropriate medical management or for patients experiencing complex symptoms )	4.35 % (1)	0 % (0)	0 % (0)	17.39 % (4)	78.26 % (18)	<p>Heart Failure (Nurse led clinics to support appropriate medical management or for patients experiencing complex symptoms)</p>	23

**Legend for Rank Grid table:(\*) Haywood Hospital: For the services listed below, how important is it to you that these are available locally?**

**Columns:**

- A 
- B 
- C 
- D 
- E 

- 1. Not important
- 2.
- 3.
- 4.
- 5. Very important

(\*) Haywood Hospital: For the services listed below, how important is it to you that these are available locally?

	A ■	B ■	C ■	D ■	E ■		Response Total
Impact Pain Management ( Pain management clinics & assessments )	4.17 % (1)	0 % (0)	0 % (0)	20.83 % (5)	75 % (18)	<p><b>Impact Pain Management (Pain management clinics &amp; assessments)</b></p>	24
Musculoskeletal Interface Service (MIS) ( Musculoskeletal assessment and treatment service for management of a broad range of non-surgical musculoskeletal conditions )	4.35 % (1)	0 % (0)	4.35 % (1)	17.39 % (4)	73.91 % (17)	<p><b>Musculoskeletal Interface Service (MIS) (Musculoskeletal assessment and treatment service for management of a broad range of non-surgical musculoskeletal conditions)</b></p>	23
Obstetric Ultrasound ( Ultrasound clinic as part of the ante-natal care pathway )	8.7 % (2)	4.35 % (1)	17.39 % (4)	8.7 % (2)	60.87 % (14)	<p><b>Obstetric Ultrasound (Ultrasound clinic as part of the ante-natal care pathway)</b></p>	23
Occupational Therapy ( Occupational Therapy for rheumatology, musculoskeletal, stroke and rehabilitation patients )	4.55 % (1)	0 % (0)	4.55 % (1)	18.18 % (4)	72.73 % (16)	<p><b>Occupational Therapy (Occupational Therapy for rheumatology, musculoskeletal, stroke and rehabilitation patients)</b></p>	22
Orthopaedic ( Consultant led orthopaedic follow up clinic )	4.17 % (1)	0 % (0)	12.5 % (3)	8.33 % (2)	75 % (18)	<p><b>Orthopaedic (Consultant led orthopaedic follow up clinic)</b></p>	24
Pharmacy ( Pharmacy service )	4.17 % (1)	12.5 % (3)	12.5 % (3)	12.5 % (3)	58.33 % (14)	<p><b>Pharmacy (Pharmacy service)</b></p>	24

Total # of respondents 146.  
Statistics based on 24 respondents; 0 filtered; 122 skipped.

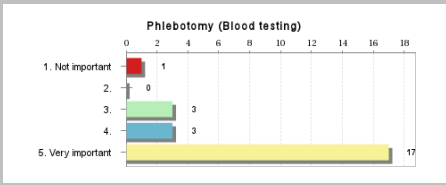
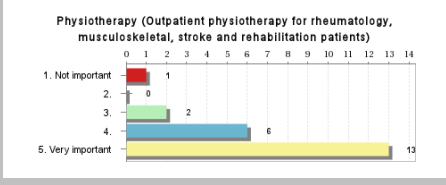
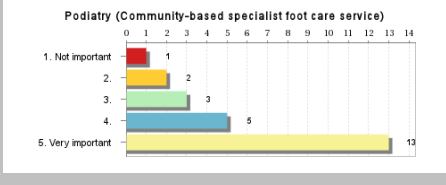
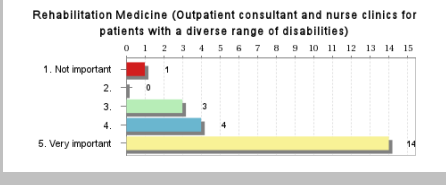
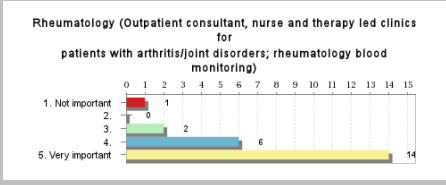
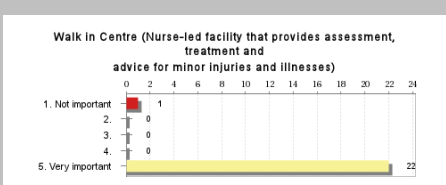
**Legend for Rank Grid table:(\*) Haywood Hospital: For the services listed below, how important is it to you that these are available locally?**

**Columns:**

- A 
- B 
- C 
- D 
- E 

- 1. Not important
- 2.
- 3.
- 4.
- 5. Very important

(\*) Haywood Hospital: For the services listed below, how important is it to you that these are available locally?

	A ■	B ■	C ■	D ■	E ■		Response Total
Phlebotomy ( Blood testing )	4.17 % (1)	0 % (0)	12.5 % (3)	12.5 % (3)	70.83 % (17)	 <p><b>Phlebotomy (Blood testing)</b></p> <p>1. Not important: 1 2.: 0 3.: 3 4.: 3 5. Very important: 17</p>	24
Physiotherapy ( Outpatient physiotherapy for rheumatology, musculoskeletal, stroke and rehabilitation patients )	4.55 % (1)	0 % (0)	9.09 % (2)	27.27 % (6)	59.09 % (13)	 <p><b>Physiotherapy (Outpatient physiotherapy for rheumatology, musculoskeletal, stroke and rehabilitation patients)</b></p> <p>1. Not important: 1 2.: 0 3.: 2 4.: 6 5. Very important: 13</p>	22
Podiatry ( Community-based specialist foot care service )	4.17 % (1)	8.33 % (2)	12.5 % (3)	20.83 % (5)	54.17 % (13)	 <p><b>Podiatry (Community-based specialist foot care service)</b></p> <p>1. Not important: 1 2.: 2 3.: 3 4.: 5 5. Very important: 13</p>	24
Rehabilitation Medicine ( Outpatient consultant and nurse clinics for patients with a diverse range of disabilities )	4.55 % (1)	0 % (0)	13.64 % (3)	18.18 % (4)	63.64 % (14)	 <p><b>Rehabilitation Medicine (Outpatient consultant and nurse clinics for patients with a diverse range of disabilities)</b></p> <p>1. Not important: 1 2.: 0 3.: 3 4.: 4 5. Very important: 14</p>	22
Rheumatology ( Outpatient consultant, nurse and therapy led clinics for patients with arthritis/joint disorders; rheumatology blood monitoring )	4.35 % (1)	0 % (0)	8.7 % (2)	26.09 % (6)	60.87 % (14)	 <p><b>Rheumatology (Outpatient consultant, nurse and therapy led clinics for patients with arthritis/joint disorders; rheumatology blood monitoring)</b></p> <p>1. Not important: 1 2.: 0 3.: 2 4.: 6 5. Very important: 14</p>	23
Walk in Centre ( Nurse-led facility that provides assessment, treatment and advice for minor injuries and illnesses )	4.35 % (1)	0 % (0)	0 % (0)	0 % (0)	95.65 % (22)	 <p><b>Walk in Centre (Nurse-led facility that provides assessment, treatment and advice for minor injuries and illnesses)</b></p> <p>1. Not important: 1 2.: 0 3.: 0 4.: 0 5. Very important: 22</p>	23

Total # of respondents 146.  
Statistics based on 24 respondents; 0 filtered; 122 skipped.

Legend for Rank Grid table:(\*) Haywood Hospital: For the services listed below, how important is it to you that these are available locally?



Columns:

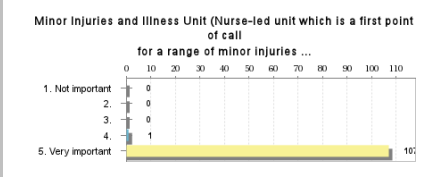
- A ■ 1. Not important
- B ■ 2.
- C ■ 3.
- D ■ 4.
- E ■ 5. Very important

Are there any essential services missing in the Haywood Hospital area?	<b>Response Total</b>
	<b>12</b>
Total # of respondents <b>146</b> . Statistics based on <b>12</b> respondents; <b>0</b> filtered; <b>134</b> skipped.	

We want to work with you to design the future local health services provided in the Haywood Hospital area. Do you have any suggestions about how they could be better provided?	<b>Response Total</b>
	<b>10</b>
Total # of respondents <b>146</b> . Statistics based on <b>10</b> respondents; <b>0</b> filtered; <b>136</b> skipped.	

You have now completed all the questions for Haywood Hospital. Please click next to continue

(*) Leek Moorlands: Have you or a member of your family been a patient at Leek Moorlands Hospital in the last 12 months?	<b>Response Percent</b>	<b>Response Total</b>
Yes 	<b>83.33%</b>	<b>90</b>
No 	<b>16.67%</b>	<b>18</b>
Total # of respondents <b>146</b> . Statistics based on <b>108</b> respondents; <b>0</b> filtered; <b>38</b> skipped.		

(*) Leek Moorlands Hospital: For the service listed below, how important is it to you that this is available locally?						
	A <span style="color: red;">■</span>	B <span style="color: orange;">■</span>	C <span style="color: green;">■</span>	D <span style="color: blue;">■</span>	E <span style="color: yellow;">■</span>	<b>Response Total</b>
Minor Injuries and Illness Unit ( Nurse-led unit which is a first point of call for a range of minor injuries and illnesses )	0 % (0)	0 % (0)	0 % (0)	0.93 % (1)	99.07 % (107)	<b>108</b>
						Total # of respondents <b>146</b> . Statistics based on <b>108</b> respondents; <b>0</b> filtered; <b>38</b> skipped.

Legend for Rank Grid table:(\*) Leek Moorlands Hospital: For the service listed below, how important is it to you that this is available locally?

**Columns:**

- A 
- B 
- C 
- D 
- E 

- 1. Not important
- 2.
- 3.
- 4.
- 5. Very important



(\*) Leek Moorlands Hospital: For the services listed below, how important is it to you that these are available locally?

	A ■	B ■	C ■	D ■	E ■		Response Total
Cardiology ( Outpatient consultant clinics for patients with heart conditions )	1.87 % (2)	0 % (0)	6.54 % (7)	12.15 % (13)	79.44 % (85)		107
Carers Hub ( Advice and guidance for carers )	5.94 % (6)	4.95 % (5)	14.85 % (15)	18.81 % (19)	55.45 % (56)		101
Colorectal ( Outpatient consultant clinics for patients with conditions relating to the colon or rectum )	1.92 % (2)	2.89 % (3)	7.69 % (8)	20.19 % (21)	67.31 % (70)		104
Diabetes ( Community specialist diabetes nursing clinic )	0.97 % (1)	4.85 % (5)	8.74 % (9)	12.62 % (13)	72.82 % (75)		103
District Nursing ( Wound care clinics )	0 % (0)	0.95 % (1)	4.76 % (5)	9.52 % (10)	84.76 % (89)		105
Ear, Nose and Throat (ENT) ( Outpatient consultant clinics for patients with ear, nose or throat conditions )	0.96 % (1)	0.96 % (1)	7.69 % (8)	20.19 % (21)	70.19 % (73)		104
Falls ( Assessing risk and prevention of falls )	1.89 % (2)	0.94 % (1)	6.6 % (7)	12.26 % (13)	78.3 % (83)		106

Total # of respondents **146**.  
 Statistics based on **108** respondents; **0** filtered; **38** skipped.

Legend for Rank Grid table:(\*) Leek Moorlands Hospital: For the services listed below, how important is it to you that these are available locally?

**Columns:**

- A 
- B 
- C 
- D 
- E 

1. Not important

2.

3.

4.

5. Very important

(\*) Leek Moorlands Hospital: For the services listed below, how important is it to you that these are available locally?

	A ■	B ■	C ■	D ■	E ■		Response Total
General Medicine ( Geriatric (care of the elderly) consultant clinics )	0 % (0)	0 % (0)	2.8 % (3)	8.41 % (9)	88.79 % (95)		107
General Surgery ( Outpatient consultant clinics for patients who have had operations )	0 % (0)	1.89 % (2)	6.6 % (7)	14.15 % (15)	77.36 % (82)		106
Gynaecology ( Outpatient consultant clinics for women )	1.91 % (2)	1.91 % (2)	9.52 % (10)	21.91 % (23)	64.76 % (68)		105
Health Visitors ( Clinics for baby and child health and development )	2.89 % (3)	4.81 % (5)	11.54 % (12)	14.42 % (15)	66.35 % (69)		104
Impact Pain ( Pain management clinics & assessments )	1.89 % (2)	0.94 % (1)	5.66 % (6)	20.76 % (22)	70.76 % (75)		106
INR (Anticoagulation) ( Blood tests )	1.92 % (2)	0.96 % (1)	7.69 % (8)	5.77 % (6)	83.65 % (87)		104

Total # of respondents 146.  
 Statistics based on 108 respondents; 0 filtered; 38 skipped.

Legend for Rank Grid table:(\*) Leek Moorlands Hospital: For the services listed below, how important is it to you that these are available locally?

**Columns:**

- A 
- B 
- C 
- D 
- E 

1. Not important

2.

3.

4.

5. Very important

(\*) Leek Moorlands Hospital: For the services listed below, how important is it to you that these are available locally?

	A ■	B ■	C ■	D ■	E ■		Response Total
Memory Clinic ( Assessment, diagnosis, treatment of Alzheimer's and dementia )	0.94 % (1)	0.94 % (1)	8.49 % (9)	20.76 % (22)	68.87 % (73)	<p><b>Memory Clinic (Assessment, diagnosis, treatment of Alzheimer's and dementia)</b></p>	106
Multiple Sclerosis ( Outpatient consultant clinics for patients with Multiple Sclerosis )	4.76 % (5)	3.81 % (4)	16.19 % (17)	19.05 % (20)	56.19 % (59)	<p><b>Multiple Sclerosis (Outpatient consultant clinics for patients with Multiple Sclerosis)</b></p>	105
Neurology ( Outpatient consultant clinics for patients with nervous system disorders )	4.85 % (5)	4.85 % (5)	11.65 % (12)	19.42 % (20)	59.22 % (61)	<p><b>Neurology (Outpatient consultant clinics for patients with nervous system disorders)</b></p>	103
Occupational Therapy ( Occupational Therapy base for domiciliary (home) assessments )	1.91 % (2)	1.91 % (2)	10.48 % (11)	14.29 % (15)	71.43 % (75)	<p><b>Occupational Therapy (Occupational Therapy base for domiciliary (home) assessments)</b></p>	105
Ophthalmology ( Outpatient consultant clinics for patients with eye conditions )	4.76 % (5)	2.86 % (3)	8.57 % (9)	19.05 % (20)	64.76 % (68)	<p><b>Ophthalmology (Outpatient consultant clinics for patients with eye conditions)</b></p>	105
Orthopaedics ( Outpatient consultant clinics for patients with bone conditions )	1.92 % (2)	2.89 % (3)	8.65 % (9)	16.35 % (17)	70.19 % (73)	<p><b>Orthopaedics (Outpatient consultant clinics for patients with bone conditions)</b></p>	104

Total # of respondents **146**.  
 Statistics based on **108** respondents; **0** filtered; **38** skipped.

Legend for Rank Grid table:(\*) Leek Moorlands Hospital: For the services listed below, how important is it to you that these are available locally?

**Columns:**

- A 
- B 
- C 
- D 
- E 

1. Not important

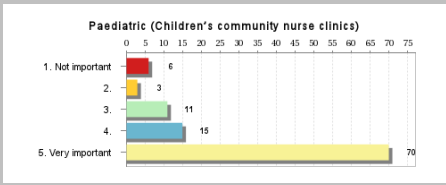
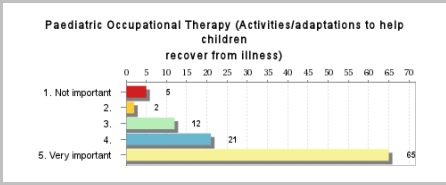
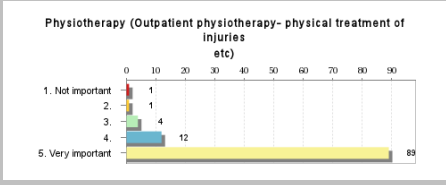
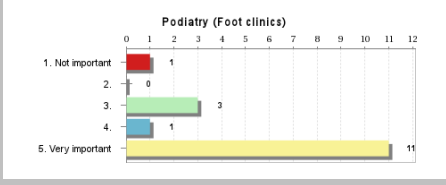
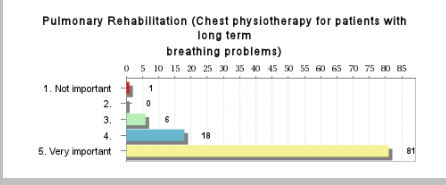
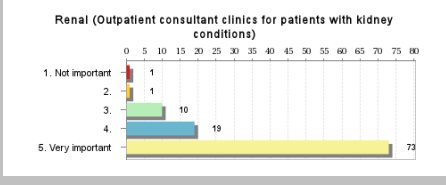
2.

3.

4.

5. Very important

(\*) Leek Moorlands Hospital: For the services listed below, how important is it to you that these are available locally?

	A ■	B ■	C ■	D ■	E ■		Response Total
Paediatric ( Children's community nurse clinics )	5.71 % (6)	2.86 % (3)	10.48 % (11)	14.29 % (15)	66.67 % (70)		105
Paediatric Occupational Therapy ( Activities/adaptations to help children recover from illness )	4.76 % (5)	1.91 % (2)	11.43 % (12)	20 % (21)	61.91 % (65)		105
Physiotherapy ( Outpatient physiotherapy- physical treatment of injuries etc )	0.94 % (1)	0.94 % (1)	3.74 % (4)	11.22 % (12)	83.18 % (89)		107
Podiatry ( Foot clinics )	6.25 % (1)	0 % (0)	18.75 % (3)	6.25 % (1)	68.75 % (11)		16
Pulmonary Rehabilitation ( Chest physiotherapy for patients with long term breathing problems )	0.94 % (1)	0 % (0)	5.66 % (6)	16.98 % (18)	76.42 % (81)		106
Renal ( Outpatient consultant clinics for patients with kidney conditions )	0.96 % (1)	0.96 % (1)	9.62 % (10)	18.27 % (19)	70.19 % (73)		104

Total # of respondents 146.  
Statistics based on 108 respondents; 0 filtered; 38 skipped.

Legend for Rank Grid table:(\*) Leek Moorlands Hospital: For the services listed below, how important is it to you that these are available locally?

**Columns:**

- A 
- B 
- C 
- D 
- E 

1. Not important

2.

3.

4.

5. Very important




(\*) Leek Moorlands Hospital: For the services listed below, how important is it to you that these are available locally?

	A ■	B ■	C ■	D ■	E ■		Response Total
Respiratory ( Community specialist nursing clinic for long term breathing problems )	0.94 % (1)	0.94 % (1)	4.67 % (5)	18.69 % (20)	74.77 % (80)		107
Rheumatology ( Outpatient consultant clinics for patients with arthritis / joint disorders )	0.95 % (1)	0.95 % (1)	5.71 % (6)	18.1 % (19)	74.29 % (78)		105
School health ( Base for school nursing )	7.62 % (8)	4.76 % (5)	20 % (21)	19.05 % (20)	48.57 % (51)		105
Speech Therapy ( Help for patients with speech and language problems )	3.81 % (4)	4.76 % (5)	20 % (21)	19.05 % (20)	52.38 % (55)		105
Ultrasound ( Scanning using ultrasound, but not for pregnant women )	0 % (0)	0 % (0)	5.66 % (6)	13.21 % (14)	81.13 % (86)		106
X-ray ( X-ray imaging )	0 % (0)	0 % (0)	0 % (0)	1.85 % (2)	98.15 % (106)		108

Total # of respondents 146.  
Statistics based on 108 respondents; 0 filtered; 38 skipped.

**Legend for Rank Grid table:(\*) Leek Moorlands Hospital: For the services listed below, how important is it to you that these are available locally?**

**Columns:**

- |   |   |                   |
|---|---|-------------------|
| A |  | 1. Not important  |
| B |  | 2.                |
| C |  | 3.                |
| D |  | 4.                |
| E |  | 5. Very important |



Are there any essential services missing in the Leek Moorlands Hospital area?		Response Total
		<b>79</b>

Total # of respondents **146**.  
Statistics based on **79** respondents; **0** filtered; **67** skipped.

We want to work with you to design the future local health services provided in the Leek Moorlands Hospital area. Do you have any suggestions about how they could be better provided?		Response Total
		<b>80</b>

Total # of respondents **146**.  
Statistics based on **80** respondents; **0** filtered; **66** skipped.

You have now completed all the questions for Leek Moorlands Hospital. Please click next to continue

(*) Longton Cottage Hospital: Have you or a member of your family been a patient at Longton Cottage Hospital in the last 12 months?		Response Percent	Response Total
Yes		<b>42.11%</b>	<b>8</b>
No		<b>57.9%</b>	<b>11</b>

Total # of respondents **146**.  
Statistics based on **19** respondents; **0** filtered; **127** skipped.

(\*) Longton Cottage Hospital: For the services listed below, how important is it to you that these are available locally?

	A ■	B ■	C ■	D ■	E ■		Response Total
Diabetes ( Nurse-led diabetes clinics offering diabetes education and self-management support for ongoing and newly diagnosed patients )	22.22 % (4)	0 % (0)	11.11 % (2)	5.56 % (1)	61.11 % (11)		18
Dietetics ( Dieticians assess, diagnose and treat nutritional and dietary problems )	15.79 % (3)	0 % (0)	21.05 % (4)	10.53 % (2)	52.63 % (10)		19
Musculoskeletal Interface Service (MIS) ( A one stop musculoskeletal assessment and treatment service for management of a broad range of non-surgical musculoskeletal conditions )	5.56 % (1)	5.56 % (1)	0 % (0)	22.22 % (4)	66.67 % (12)		18
Occupational Therapy ( Outpatient Occupational Therapy providing assessment and management )	5.26 % (1)	5.26 % (1)	15.79 % (3)	15.79 % (3)	57.9 % (11)		19
Physiotherapy ( Outpatient physiotherapy assessment, treatment and management )	0 % (0)	0 % (0)	15.79 % (3)	15.79 % (3)	68.42 % (13)		19
Total # of respondents 146. Statistics based on 19 respondents; 0 filtered; 127 skipped.							

Legend for Rank Grid table:(\*) Longton Cottage Hospital: For the services listed below, how important is it to you that these are available locally?

Columns:

- A ■ 1. Not important
- B ■ 2.
- C ■ 3.
- D ■ 4.
- E ■ 5. Very important

(\*) Longton Cottage Hospital: For the services listed below, how important is it to you that these are available locally?

	A ■	B ■	C ■	D ■	E ■		Response Total
Respiratory (Chronic Obstructive Pulmonary Disease) ( Outpatient clinic providing ongoing support to help patients to manage their respiratory (COPD) condition )	5.26 % (1)	0 % (0)	15.79 % (3)	21.05 % (4)	57.9 % (11)		19
Rheumatology ( Rheumatology blood monitoring )	5.26 % (1)	5.26 % (1)	10.53 % (2)	21.05 % (4)	57.9 % (11)		19
Ultrasound Scanning ( Outpatient scanning for abdomen, pelvis, testicles )	0 % (0)	10.53 % (2)	5.26 % (1)	26.32 % (5)	57.9 % (11)		19
X-ray ( X-ray and ultrasound facilities )	0 % (0)	5.56 % (1)	5.56 % (1)	11.11 % (2)	77.78 % (14)		18

Total # of respondents 146.  
Statistics based on 19 respondents; 0 filtered; 127 skipped.

Legend for Rank Grid table:(\*) Longton Cottage Hospital: For the services listed below, how important is it to you that these are available locally?

Columns:

- |   |   |                   |
|---|---|-------------------|
| A | ■ | 1. Not important  |
| B | ■ | 2.                |
| C | ■ | 3.                |
| D | ■ | 4.                |
| E | ■ | 5. Very important |

Are there any essential services missing in the Longton Cottage Hospital area?	Response Total
	14

Total # of respondents 146.  
Statistics based on 14 respondents; 0 filtered; 132 skipped.

We want to work with you to design the future local health services provided in the Longton Cottage Hospital area. Do you have any suggestions about how they could be better provided?	<b>Response Total</b>
	<b>12</b>
Total # of respondents <b>146</b> . Statistics based on <b>12</b> respondents; <b>0</b> filtered; <b>134</b> skipped.	

You have now completed all the questions for Longton Cottage Hospital. Please click next to continue

List the top three things that are most important to you when you consider hospital services. To help you answer this question, some of the things that we heard at our listening events included safe care, parking and keeping clinics local

One	<b>Response Total</b>
	<b>142</b>
Total # of respondents <b>146</b> . Statistics based on <b>142</b> respondents; <b>0</b> filtered; <b>4</b> skipped.	

Two	<b>Response Total</b>
	<b>139</b>
Total # of respondents <b>146</b> . Statistics based on <b>139</b> respondents; <b>0</b> filtered; <b>7</b> skipped.	





Three	<b>Response Total</b>
	<b>132</b>
Total # of respondents <b>146</b> . Statistics based on <b>132</b> respondents; <b>0</b> filtered; <b>14</b> skipped.	

When we develop a long list of options, please tell us what you think we should take into consideration	<b>Response Total</b>
	<b>129</b>
Total # of respondents <b>146</b> . Statistics based on <b>129</b> respondents; <b>0</b> filtered; <b>17</b> skipped.	













Please use the space below to tell us about any additional ideas or suggestions we haven't mentioned	<b>Response Total</b>
	<b>76</b>
Total # of respondents <b>146</b> . Statistics based on <b>76</b> respondents; <b>0</b> filtered; <b>70</b> skipped.	

About you: Demographic profiling We would like to know a little more about you. It is important for us to know that we have asked as many different people as possible. The following questions will help to know that we have done this.





(*) Please enter the first part of your postcode	<b>Response Total</b>
	<b>146</b>
Total # of respondents <b>146</b> . Statistics based on <b>146</b> respondents; <b>0</b> filtered; <b>0</b> skipped.	

What is your ethnicity?		Response Percent	Response Total
British		96.45%	136
Irish		0%	0
Polish		0%	0
Indian		0%	0
Pakistani		0%	0
Bangladeshi		0%	0
Caribbean		0.71%	1
African		0%	0
Black British		0%	0
White & Black Caribbean		0.71%	1
White & Black African		0%	0
White & Asian		0%	0
Arab		0%	0
Chinese		0%	0
Philippine		0%	0
Vietnamese		0%	0
Thai		0%	0
Romany		0%	0
Gypsy Irish		0%	0
Any other ethnic or nationality background not listed, please state:		2.13%	3




Total # of respondents **146**.  
 Statistics based on **141** respondents; **0** filtered; **5** skipped.

What is your age?		Response Percent	Response Total
10-14		0%	0
15-19		0%	0
20-24		0%	0
25-29		2.84%	4
30-34		2.13%	3
35-39		2.84%	4
40-44		2.84%	4
45-49		7.09%	10
50-54		9.93%	14
55-59		13.48%	19
60-64		17.73%	25
65-69		16.31%	23
70-74		13.48%	19
75-79		6.38%	9
80+		4.97%	7




Total # of respondents **146**.  
Statistics based on **141** respondents; **0** filtered; **5** skipped.

What is your religion or belief?		Response Percent	Response Total
Christianity		69.29%	97
Hinduism		0%	0
Islam		0%	0
Judaism		0.71%	1
Buddhism		0%	0
Sikhism		0%	0
Prefer not to say		10%	14
Other please state		20%	28






Total # of respondents **146**.  
Statistics based on **140** respondents; **0** filtered; **6** skipped.

What is your gender?		Response Percent	Response Total
Male		32.14%	45
Female		65%	91
Intersex		0%	0
Prefer not to say		2.86%	4
Other		0%	0

Total # of respondents **146**.  
 Statistics based on **140** respondents; **0** filtered; **6** skipped.








What is your gender identity? Have you gone through any part of a process or do you intend to (including thoughts and actions) to bring your physical sex appearance and/or your gender role more in line with your gender identity? (This could include changing your name, your appearance and the way you dress, taking hormones or having gender confirming surgery )		Response Percent	Response Total
Yes		1.55%	2
No		89.92%	116
Prefer not to say		8.53%	11

Total # of respondents **146**.  
 Statistics based on **129** respondents; **0** filtered; **17** skipped.

What is your sexual orientation?		Response Percent	Response Total
Hetrosexual (people of the opposite sex)		86.86%	119
Gay (both men)		2.19%	3
Lesbian (both female)		0.73%	1
Bisexual (people of either sex)		0.73%	1
Prefer not to say		9.49%	13

Total # of respondents **146**.  
 Statistics based on **137** respondents; **0** filtered; **9** skipped.



What is your relationship status?		Response Percent	Response Total
Married		75.36%	104
Single		7.97%	11
Divorced		2.17%	3
Live with Partner		9.42%	13
Seperated		0.73%	1
Widowed		2.17%	3
Civil Partnership		0%	0
Other		2.17%	3
			Total # of respondents <b>146</b> . Statistics based on <b>138</b> respondents; <b>0</b> filtered; <b>8</b> skipped.

Office use only, to be completed by MLCSU		Response Total
		0
		Total # of respondents <b>146</b> . Statistics based on <b>0</b> respondents; <b>0</b> filtered; <b>146</b> skipped.